


# Acrylic Painting for Encaustic Effects: 45 Wax-Free Techniques for Stunning Translucence and Depth

Embark on a captivating journey into the realm of acrylic painting, where we unveil the secrets of mimicking the exquisite effects of traditional encaustic painting without the use of wax. This comprehensive guide delves into 45 innovative techniques that empower you to create alluring artworks graced with the translucence, richness, and depth of encaustic wax. Prepare to unleash your artistic potential and immerse yourself in the captivating world of acrylic encaustic painting.

## Understanding Encaustic Painting

Encaustic painting, an ancient art form that originated in Greece, involves the use of melted beeswax mixed with pigments to create vibrant and luminous artworks. The unique properties of wax, such as its translucent nature and the ability to fuse layers together, result in captivating effects that have enthralled artists for centuries.



## Acrylic Painting for Encaustic Effects: 45 Wax Free Techniques

by Sandra Duran Wilson

★★★★☆ 4.4 out of 5

Language : English  
File size : 95863 KB  
Text-to-Speech : Enabled  
Screen Reader : Supported  
Enhanced typesetting : Enabled  
Print length : 128 pages



## Acrylic Wax-Free Encaustic Techniques

While traditional encaustic painting relies on wax as its primary medium, our focus in this article is on replicating the stunning effects of encaustic using acrylic paints. Through a range of innovative techniques, we explore ways to achieve the translucence, depth, and texture of encaustic painting without the use of wax.

### 1. Glazing Techniques

Glazing is a fundamental technique in acrylic painting that involves layering thin, transparent layers of paint over one another. By progressively applying layers of different colors and tones, you can create gradual transitions, subtle depth, and a sense of translucence reminiscent of encaustic wax.

### 2. Mediums and Additives

Acrylic mediums and additives play a crucial role in mimicking the effects of encaustic painting. Gloss mediums enhance the transparency of paint, while flow improvers increase fluidity, allowing you to create smooth and even transitions. Experiment with various mediums and additives to achieve the desired consistency and translucence.

### 3. Textural Effects

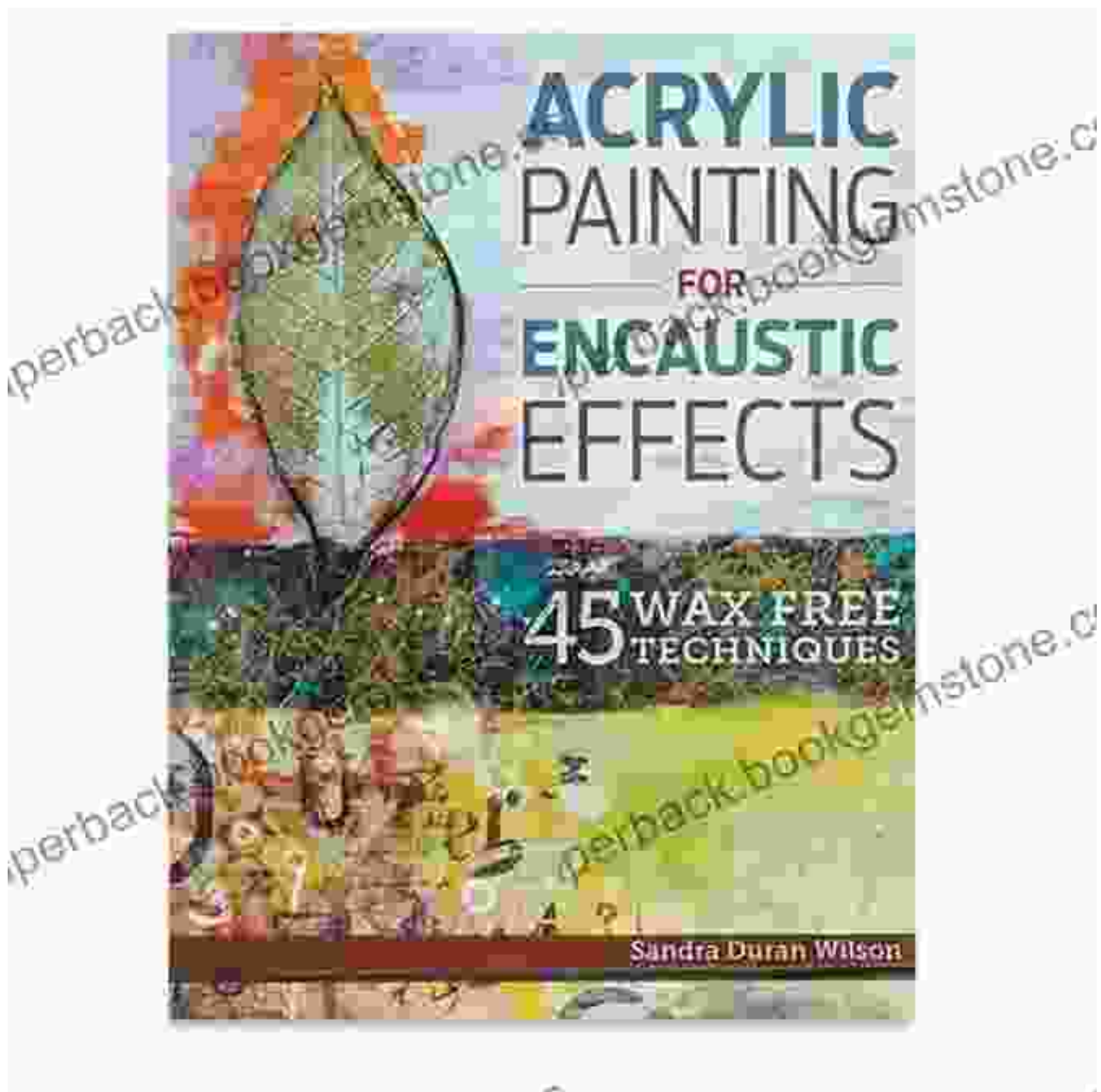
Incorporating texture into your acrylic paintings adds depth and interest, enhancing the illusion of encaustic effects. Use acrylic gels, pastes, or molding compounds to create raised surfaces, impasto effects, or textural marks that resemble the layered nature of encaustic wax.

#### **4. Heat Manipulation**

Applying heat to acrylic paintings can produce unique and captivating effects. Use a heat gun or hairdryer to gently warm the surface of the paint, causing it to soften and fuse together. This technique can create subtle transitions, blend colors, and add a sense of depth to your artwork.

#### **5. Scraping and Incising**

Scraping and incising techniques involve using sharp tools to remove or carve into the surface of the paint. By selectively scratching or scraping away layers of paint, you can reveal the underlying colors and create a sense of depth and texture similar to encaustic wax.



## **Advanced Techniques**

Once you have mastered the basic techniques, explore these advanced methods to further enhance the encaustic effects in your acrylic paintings:

### **6. Cold Wax Mediums**

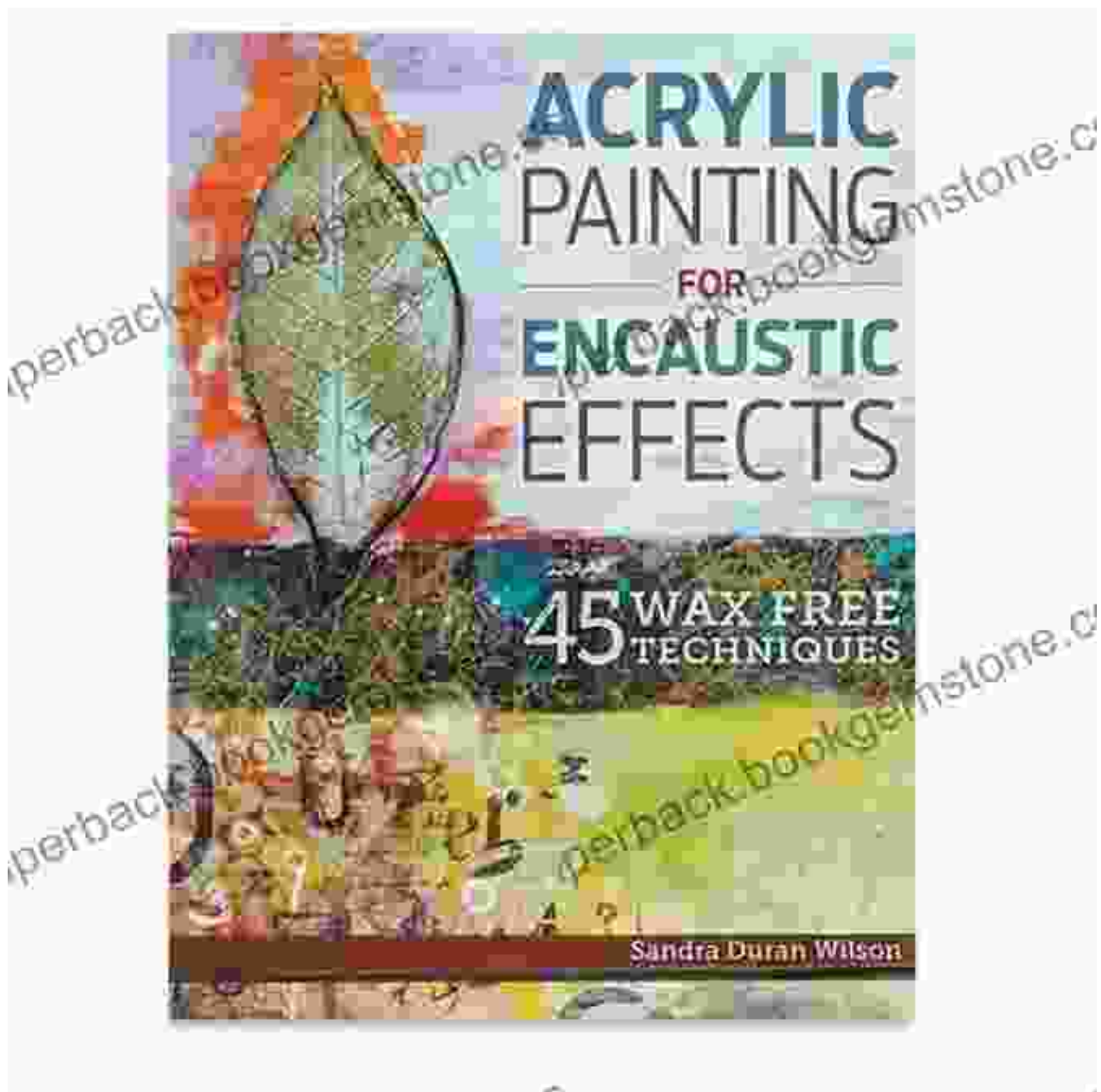
Cold wax mediums are specifically designed to mimic the properties of encaustic wax. These mediums can be mixed with acrylic paints to create a thick, buttery consistency that allows for blending, layering, and texturing. Cold wax mediums add richness, depth, and a luminous quality to your artwork.

## **7. Alcohol-Based Techniques**

Incorporating alcohol-based products into your painting process can produce unexpected and intriguing effects. By applying rubbing alcohol or isopropyl alcohol to the surface of the paint, you can create unique textures, dissolve paint layers, and achieve a sense of translucence.

## **8. Other Media Combinations**

Experimenting with combining acrylic paints with other media, such as oil paints, inks, or watercolors, can lead to captivating and unexpected results. Explore the interplay of different media to create unique textures, depth, and visual interest in your encaustic-inspired paintings.



## Inspiration and Applications

The techniques presented in this article provide a versatile foundation for creating a wide range of captivating artworks. From abstract landscapes to vibrant still lifes and expressive portraits, the possibilities are endless. Let your imagination soar and discover the transformative power of acrylic encaustic painting.

## **Abstract Landscapes**

Acrylic encaustic techniques are perfectly suited for capturing the ethereal beauty of abstract landscapes. By layering transparent glazes and incorporating textural effects, you can create atmospheric compositions that evoke a sense of depth, movement, and tranquility.

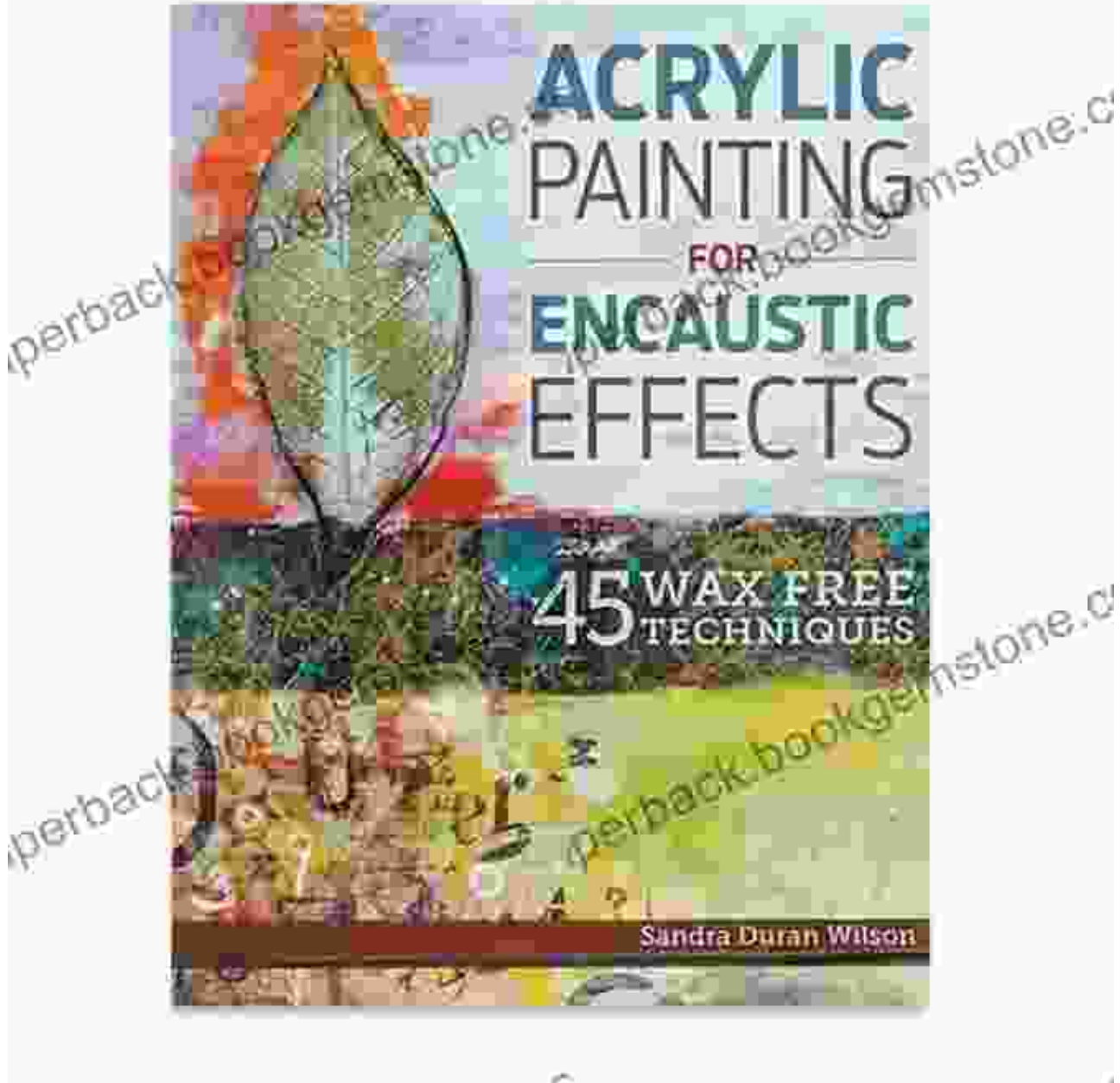
## **Vivid Still Lives**

Transform ordinary objects into captivating still lifes by utilizing acrylic encaustic techniques to highlight their unique textures and forms. Layer translucent glazes to create a sense of depth and volume, and use scraping or incising techniques to reveal underlying colors and add interest.

## **Expressive Portraits**

Acrylic encaustic painting offers a unique approach to creating expressive portraits that capture the essence and emotions of your subjects. Experiment with a combination of techniques to achieve depth, texture, and translucence, resulting in captivating artworks that convey a sense of intimacy and connection.






Acrylic painting for encaustic effects is a gateway to a world of artistic exploration and expression. Through the techniques outlined in this article, you are empowered to create captivating artworks that emulate the translucence, depth, and richness of traditional encaustic painting without the use of wax. Experiment, innovate, and embrace the transformative power of acrylic encaustic painting as you embark on a journey of artistic



discovery. May your canvases bloom with the luminous beauty of encaustic-inspired creations.




## Acrylic Painting for Encaustic Effects: 45 Wax Free Techniques

by Sandra Duran Wilson


★★★★☆ 4.4 out of 5

Language : English  
File size : 95863 KB  
Text-to-Speech : Enabled  
Screen Reader : Supported  
Enhanced typesetting : Enabled  
Print length : 128 pages



## The Second Generation: Voices of the Holocaust

The Holocaust was one of the most horrific events in human history. Millions of people were killed, and countless others were left traumatized. The survivors of the Holocaust...



## Walking the Fields of the Newfoundland Dead

In the heart of the rolling countryside of northern France, where the Somme River meanders through fields once scarred by war, lies a poignant reminder of the sacrifices made...