


# Basic Lessons In Becoming Good Artist

Art is a form of expression that has captivated humanity for centuries. It allows us to communicate emotions, ideas, and stories in a way that words cannot. If you're passionate about art and aspire to become a skilled artist, mastering the basics is essential. This comprehensive guide will provide you with the foundational knowledge and techniques you need to embark on a journey towards artistic excellence.



## Colored Pencil for the Serious Beginner: Basic Lessons in Becoming a Good Artist by Bet Borgeson

★★★★☆ 4.2 out of 5

Language : English

File size : 229491 KB

Text-to-Speech : Enabled

Screen Reader : Supported

Enhanced typesetting : Enabled

Print length : 144 pages



## Drawing: The Foundation of Art

Drawing is the cornerstone of art, as it forms the basis for all other visual arts. It involves the use of lines, shapes, and tones to create a two-dimensional representation of an object. To excel in drawing, it's crucial to develop a strong understanding of the following:

- **Observation:** Pay close attention to the details of the subject you're drawing, including its proportions, shapes, and textures.

- **Line Quality:** Experiment with different types of lines (e.g., thick, thin, straight, curved) to convey the texture, weight, and movement of the subject.
- **Shading:** Use value (lightness or darkness) to create depth and form in your drawings. Techniques such as hatching, cross-hatching, and blending can enhance the illusion of three-dimensionality.
- **Perspective:** Understand how objects appear smaller as they recede into the distance. This knowledge allows you to create convincing spatial relationships in your drawings.

## **Composition: Arranging the Elements**

Composition refers to the arrangement of elements in a work of art. It involves creating a visually pleasing and balanced design that guides the viewer's eye through the artwork. To master composition, consider the following principles:

- **Rule of Thirds:** Divide the canvas into thirds horizontally and vertically. Place important elements along these lines or their intersections to create visual interest.
- **Balance:** Distribute visual weight evenly throughout the composition to avoid it feeling lopsided or unstable.
- **Contrast:** Use elements such as light and dark, large and small, or rough and smooth to create visual tension and draw attention to specific areas.
- **Focal Point:** Designate a specific element in the composition to be the center of attention and guide the viewer's gaze.

## Color Theory: Creating Visual Impact

Color is a powerful tool that can evoke emotions, convey messages, and create visual impact. Understanding color theory is essential for effective use of color in your artwork:

- **Color Wheel:** The color wheel organizes colors in a circle, with primary colors (red, blue, yellow) at the base and secondary and tertiary colors in between.
- **Color Relationships:** Colors can be complementary (opposite each other on the wheel), analogous (adjacent to each other), or monochromatic (variations of the same hue).
- **Value and Saturation:** Value refers to the lightness or darkness of a color, while saturation refers to its intensity. Experiment with these qualities to create different effects.
- **Color Harmony:** Combining colors effectively requires understanding harmonious color schemes (e.g., complementary, analogous, triadic).

## Other Essential Skills for Artists

In addition to the core principles discussed above, there are other skills that can enhance your artistic repertoire:

- **Painting:** Explore different painting techniques (e.g., oil, acrylic, watercolor) and materials to create stunning works of art.
- **Sculpture:** Work with materials such as clay, stone, or metal to create three-dimensional sculptures that convey form and depth.
- **Digital Art:** Utilize digital tools and software to create artwork in a variety of mediums, including painting, photography, and animation.

- **Art History:** Study the history of art and learn from the masters to gain inspiration and develop your own unique style.

## Practice, Patience, and Passion

Becoming a skilled artist takes time, effort, and dedication. The following tips will support your journey:

- **Practice Regularly:** Consistent practice is crucial for improving your drawing, composition, and color skills.
- **Be Patient:** Mastering art takes time and patience. Don't get discouraged by setbacks; instead, use them as learning opportunities.
- **Follow Your Passion:** Art should be enjoyable and fulfilling. Find joy in the creative process and don't let perfectionism hinder your progress.

Embarking on the path to becoming a good artist is a rewarding journey. By mastering the fundamental principles and techniques outlined in this guide, practicing consistently, and following your passion, you can unlock your artistic potential and create stunning works of art that will inspire and amaze.

Remember, the journey to artistic excellence is an ongoing process. Embrace the challenges, seek knowledge and inspiration, and never cease to explore the boundless possibilities of art.

### Colored Pencil for the Serious Beginner: Basic Lessons in Becoming a Good Artist by Bet Borgeson

★★★★☆ 4.2 out of 5


Language : English



File size : 229491 KB  
Text-to-Speech : Enabled  
Screen Reader : Supported  
Enhanced typesetting : Enabled  
Print length : 144 pages


FREE

DOWNLOAD E-BOOK



## The Second Generation: Voices of the Holocaust

The Holocaust was one of the most horrific events in human history. Millions of people were killed, and countless others were left traumatized. The survivors of the Holocaust...



## Walking the Fields of the Newfoundland Dead

In the heart of the rolling countryside of northern France, where the Somme River meanders through fields once scarred by war, lies a poignant reminder of the sacrifices made...