


# CRICUT FOR BEGINNERS: The Ultimate Guide To Mastering Cricut Machines With Quick And Easy Practical Examples To Realize Your Ideas And Projects

Cricut machines are electronic cutting machines that allow you to create a wide variety of projects, from simple stickers to complex home décor. They are perfect for crafters of all levels, from beginners to experts.

If you're new to Cricut machines, don't worry! This guide will teach you everything you need to know to get started, from choosing the right machine to creating your first project.

## Choosing the Right Cricut Machine

There are three main types of Cricut machines:



## CRICUT FOR BEGINNERS: The Ultimate Guide to Mastering Cricut Machines With Quick and Easy, Practical Examples to Realize Your Ideas and Projects

by Paul S. Leland

★★★★☆ 4.5 out of 5

Language : English  
File size : 4042 KB  
Text-to-Speech : Enabled  
Screen Reader : Supported  
Enhanced typesetting : Enabled  
Print length : 72 pages  
Lending : Enabled



- **Cricut Explore:** This is the most basic Cricut machine, and it's perfect for beginners. It can cut a variety of materials, including paper, cardstock, vinyl, and fabric.
- **Cricut Maker:** This is the most advanced Cricut machine, and it can cut a wider variety of materials than the Explore, including leather, wood, and metal.
- **Cricut Joy:** This is the smallest and most portable Cricut machine, and it's perfect for crafters who are on the go. It can cut a variety of materials, including paper, cardstock, vinyl, and fabric.

Once you've chosen the right machine for your needs, you'll need to purchase some materials. The most common materials used with Cricut machines are:

- **Paper:** Cricut machines can cut a variety of paper weights, from thin printer paper to thick cardstock.
- **Cardstock:** Cardstock is a thicker, more durable paper that is perfect for making cards, scrapbook pages, and other paper crafts.
- **Vinyl:** Vinyl is a self-adhesive material that can be used to make stickers, decals, and other projects.
- **Fabric:** Cricut machines can cut a variety of fabrics, including cotton, canvas, and felt.

## Getting Started with Your Cricut Machine

Once you have your machine and materials, you're ready to get started! Here are the basic steps for using a Cricut machine:

1. **Choose your design:** You can find thousands of free and paid designs in the Cricut Design Space software.
2. **Load your material:** Load your material onto the cutting mat, and then place the mat in the machine.
3. **Set your machine settings:** The machine settings will vary depending on the material you are cutting.
4. **Cut your design:** Press the "Start" button to begin cutting your design.

## Quick and Easy Cricut Projects

Once you've mastered the basics, you can start creating your own projects! Here are a few quick and easy projects that are perfect for beginners:


- **Stickers:** Stickers are one of the easiest projects to make with a Cricut machine. Simply choose a design, load your vinyl, and cut.
- **Decals:** Decals are similar to stickers, but they are made with a stronger adhesive that is perfect for outdoor use.
- **Cards:** Cards are a great way to show your loved ones how much you care. Use your Cricut machine to cut out the cardstock, and then add your own personal touches.
- **Scrapbook pages:** Scrapbook pages are a great way to preserve your memories. Use your Cricut machine to cut out the photos and paper, and then arrange them on the page.

## Troubleshooting Common Cricut Problems

If you're having trouble with your Cricut machine, don't worry! Here are a few common problems and their solutions:

- **My machine is not cutting all the way through the material.** Make sure that the blade is sharp and that the machine settings are correct for the material you are cutting.
- **My material is tearing.** Use a sharp blade and make sure that the material is securely attached to the cutting mat.
- **My machine is making a strange noise.** If your machine is making a strange noise, it may be time to service it.

Cricut machines are a great way to add creativity to your life. They are perfect for crafters of all levels, from beginners to experts. With a little bit of practice, you'll be able to create beautiful and unique projects that you'll cherish for years to come.



## CRICUT FOR BEGINNERS: The Ultimate Guide to Mastering Cricut Machines With Quick and Easy, Practical Examples to Realize Your Ideas and Projects

by Paul S. Leland


★★★★☆ 4.5 out of 5

Language : English  
File size : 4042 KB  
Text-to-Speech : Enabled  
Screen Reader : Supported  
Enhanced typesetting : Enabled  
Print length : 72 pages  
Lending : Enabled

FREE


DOWNLOAD E-BOOK





## **The Second Generation: Voices of the Holocaust**

The Holocaust was one of the most horrific events in human history. Millions of people were killed, and countless others were left traumatized. The survivors of the Holocaust...



## **Walking the Fields of the Newfoundland Dead**

In the heart of the rolling countryside of northern France, where the Somme River meanders through fields once scarred by war, lies a poignant reminder of the sacrifices made...