

Complete Guide to Learn the Proper Usage of Cricut Machine with Creative Ideas

Cricut machines are versatile cutting machines that allow you to create a wide range of projects, from simple stickers to complex home décor. This comprehensive guide will provide you with everything you need to know to get started using your Cricut machine, including:

- Types of Cricut machines
- Materials you can use with Cricut machines
- Cricut Design Space software
- Design ideas
- Troubleshooting tips
- Safety tips

There are several different types of Cricut machines available, each with its own capabilities. The most popular types of Cricut machines include:

- **Cricut Explore Air 2:** This is a great all-around machine for beginners and experienced crafters alike. It can cut a wide range of materials, including paper, vinyl, fabric, and leather.
- **Cricut Maker:** This is the most powerful Cricut machine available. It can cut even thicker materials, such as wood, metal, and acrylic.
- **Cricut Joy:** This is a compact and portable Cricut machine that is perfect for small projects. It can cut a variety of materials, including

paper, vinyl, and fabric.

Cricut machines can cut a wide range of materials, including:



Cricut: A Complete Guide to Learn The Proper Usage of Cricut Machine with Some Creative Project Ideas

by Thomas S. Hischak

★★★★☆ 4.5 out of 5

Language : English
File size : 29079 KB
Text-to-Speech : Enabled
Screen Reader : Supported
Enhanced typesetting : Enabled
Print length : 228 pages
Lending : Enabled



- **Paper:** You can use Cricut machines to cut any type of paper, including cardstock, construction paper, and scrapbook paper.
- **Vinyl:** Vinyl is a durable material that is perfect for creating stickers, labels, and decals.
- **Fabric:** You can use Cricut machines to cut fabric for clothing, quilts, and other projects.
- **Leather:** Leather is a versatile material that can be used for a variety of projects, such as bags, wallets, and jewelry.
- **Wood:** With the Cricut Maker, you can cut wood for projects such as signs, picture frames, and toys.

- **Metal:** With the Cricut Maker, you can cut metal for projects such as jewelry, keychains, and ornaments.
- **Acrylic:** With the Cricut Maker, you can cut acrylic for projects such as coasters, cake toppers, and home décor.

Cricut Design Space is the software that you use to create and edit designs for your Cricut machine. Cricut Design Space is a free program that is available for Windows, Mac, and iOS devices.

Cricut Design Space has a variety of features that make it easy to create custom designs, including:

- **A library of over 100,000 images and fonts:** You can use these images and fonts to create your own designs, or you can purchase additional images and fonts from the Cricut Design Space store.
- **A variety of design tools:** Cricut Design Space includes a variety of design tools that you can use to create your own designs, such as shapes, text, and images.
- **The ability to upload your own images:** You can upload your own images to Cricut Design Space and use them to create your own designs.
- **The ability to share your designs with others:** You can share your designs with other Cricut users via the Cricut Design Space community.

There are endless possibilities when it comes to creating projects with your Cricut machine. Here are a few ideas to get you started:

- **Home décor:** Create custom wall art, throw pillows, curtains, and other home décor items.
- **Clothing:** Create custom t-shirts, hoodies, skirts, and other clothing items.
- **Accessories:** Create custom jewelry, keychains, wallets, and other accessories.
- **Paper crafts:** Create custom cards, invitations, scrapbook pages, and other paper crafts.
- **Party supplies:** Create custom party decorations, favors, and invitations.


If you are having trouble using your Cricut machine, there are a few things you can do to troubleshoot the issue:

- **Check the power cord:** Make sure that the power cord is securely plugged into both the Cricut machine and the power outlet.
- **Check the blade:** Make sure that the blade is sharp and properly inserted into the machine.
- **Check the material:** Make sure that you are using the correct material for the project you are trying to create.
- **Check the design:** Make sure that the design you are using is compatible with your Cricut machine.
- **Contact Cricut customer support:** If you are still having trouble, you can contact Cricut customer support for assistance.

When using your Cricut machine, it is important to follow these safety tips:

- **Always wear safety glasses:** Safety glasses will protect your eyes from flying debris.
- **Keep your work area clean:** A clean work area will help to prevent accidents.
- **Do not leave the machine unattended:** Always stay with the machine while it is in operation.
- **Keep children and pets away from the machine:** Children and pets can be injured by the machine.
- **Follow the instructions in the user manual:** The user manual will provide you with specific instructions on how to use your Cricut machine safely.

Cricut machines are versatile and easy-to-use cutting machines that can help you create a wide range of projects. By following the tips in this guide, you can learn how to use your Cricut machine properly and safely. With a little creativity, you can use your Cricut machine to create beautiful and unique projects for your home, your family, and your friends.



Cricut: A Complete Guide to Learn The Proper Usage of Cricut Machine with Some Creative Project Ideas

by Thomas S. Hischak

★★★★☆ 4.5 out of 5

Language : English

File size : 29079 KB

Text-to-Speech : Enabled

Screen Reader : Supported

Enhanced typesetting : Enabled


Print length : 228 pages

Lending

: Enabled


FREE

DOWNLOAD E-BOOK



The Second Generation: Voices of the Holocaust

The Holocaust was one of the most horrific events in human history. Millions of people were killed, and countless others were left traumatized. The survivors of the Holocaust...



Walking the Fields of the Newfoundland Dead

In the heart of the rolling countryside of northern France, where the Somme River meanders through fields once scarred by war, lies a poignant reminder of the sacrifices made...