


Hot Rods, Motorcycles, and Aircraft: Precision Paint Techniques for a Distinct Finish

When it comes to customizing vehicles and aircraft, paint plays a crucial role in creating a unique and eye-catching look. From the vibrant colors of hot rods to the sleek metallic finishes of motorcycles and the intricate designs on aircraft, precision paint techniques are essential for achieving a professional and durable result.

Custom Paint Techniques

Custom paint techniques are often used to create one-of-a-kind finishes that reflect the owner's personality and style. Some of the most popular custom paint techniques include:



How to Airbrush, Pinstripe & Goldleaf: Hot Rods, Motorcycles, Aircraft (Pro Paint Techniques)

by Bonny Snowdon

★★★★☆ 4.3 out of 5

Language : English
File size : 19987 KB
Text-to-Speech : Enabled
Screen Reader : Supported
Enhanced typesetting : Enabled
Print length : 683 pages
Lending : Enabled



- **Airbrushing:** Airbrushing involves using a specialized airbrush to spray paint onto a surface, creating smooth gradients, detailed

designs, and realistic artwork.

- **Pinstriping:** Pinstriping is a traditional technique that involves using a fine brush to create thin, decorative lines. It is often used to accentuate curves and edges on vehicles and aircraft.
- **Candy Apple Red:** Candy Apple Red is a vibrant and iconic paint color that was popularized in the 1950s. It is created by layering multiple coats of transparent paint over a metallic base coat.
- **Metal Flake:** Metal flake paint is created by adding small flakes of metal to the paint, giving it a sparkly and eye-catching finish.
- **Clear Coat:** A clear coat is a protective layer that is applied over the paint to protect it from scratches, fading, and weathering. It also creates a high-gloss finish.

Paint Techniques for Hot Rods

Hot rods are known for their bold and colorful paint jobs. Some of the most popular paint techniques used on hot rods include:

- **Two-Tone Paint:** Two-tone paint jobs involve using two different colors on the same vehicle, typically with a contrasting stripe or separation line.
- **Candy Candy Apple Red:** Candy Apple Red is a popular color choice for hot rods, and it can be customized with different base coats and clear coats to create unique variations.
- **Metal Flake:** Metal flake paint adds a touch of sparkle and glamour to hot rods, and it can be applied in different sizes and colors to create a variety of effects.

- **Custom Graphics:** Airbrushing and pinstriping are often used to create custom graphics and designs on hot rods, adding a personal touch to the vehicle.

Paint Techniques for Motorcycles

Motorcycles are known for their sleek and stylish paint jobs. Some of the most popular paint techniques used on motorcycles include:

- **Single Color Paint:** Many motorcycles are painted in a single color, with a high-gloss finish to create a sleek and sophisticated look.
- **Two-Tone Paint:** Two-tone paint jobs are also popular on motorcycles, with different colors used on the fuel tank, fenders, and bodywork.
- **Metallic Paint:** Metallic paint gives motorcycles a shimmering and eye-catching finish. It can be applied in a variety of colors and shades, from silver to bronze to blue.
- **Custom Graphics:** Airbrushing and pinstriping are used to create custom graphics and designs on motorcycles, adding a personal touch to the bike.

Paint Techniques for Aircraft

Aircraft paint jobs are complex and specialized, requiring precise techniques to ensure durability and performance. Some of the most common paint techniques used on aircraft include:


- **Base Coat / Clear Coat:** Most aircraft are painted using a base coat / clear coat system, with the base coat providing the color and the clear coat protecting it from the elements.

- **Metallic Paint:** Metallic paint is often used on aircraft to create a sleek and reflective finish. It can be applied in a variety of colors and shades.
- **Camouflage Paint:** Camouflage paint is used on military aircraft to help them blend in with their surroundings. It typically involves using a combination of different colors and patterns.
- **Custom Graphics:** Airbrushing and pinstriping are occasionally used to create custom graphics and designs on aircraft, such as logos or artwork.

Choosing a Paint Shop

When choosing a paint shop for your hot rod, motorcycle, or aircraft, it is important to consider their experience, reputation, and the quality of their work. Look for a shop that specializes in the type of vehicle you own and that has a proven track record of producing high-quality results. You should also ask about their paint techniques, materials, and warranty.

Precision paint techniques are essential for creating a unique and eye-catching finish on hot rods, motorcycles, and aircraft. From vibrant custom paint jobs to sleek metallic finishes and intricate designs, these techniques allow owners to personalize their vehicles and aircraft and make them stand out from the crowd. By choosing a reputable paint shop and using the right techniques, you can ensure that your vehicle or aircraft has a professional and durable finish that will last for years to come.




How to Airbrush, Pinstripe & Goldleaf: Hot Rods, Motorcycles, Aircraft (Pro Paint Techniques)

by Bonny Snowdon

★★★★☆ 4.3 out of 5


Language : English

File size	: 19987 KB
Text-to-Speech	: Enabled
Screen Reader	: Supported
Enhanced typesetting	: Enabled
Print length	: 683 pages
Lending	: Enabled



The Second Generation: Voices of the Holocaust

The Holocaust was one of the most horrific events in human history. Millions of people were killed, and countless others were left traumatized. The survivors of the Holocaust...



Walking the Fields of the Newfoundland Dead

In the heart of the rolling countryside of northern France, where the Somme River meanders through fields once scarred by war, lies a poignant reminder of the sacrifices made...