

# Techniques and Tools for Relief Printmaking: A Comprehensive Guide

Relief printmaking is a versatile and rewarding art form that has been practiced for centuries. It involves carving an image into a surface, typically a block of wood, linoleum, or metal, and then printing the carved surface onto paper or fabric. The resulting print is a unique and tactile work of art, and the process of creating it can be both meditative and satisfying.

## Techniques of Relief Printmaking

There are many different techniques of relief printmaking, each with its own distinct characteristics and results. Some of the most common techniques include:



### The Woodcut Artist's Handbook: Techniques and Tools for Relief Printmaking (Woodcut Artist's Handbook: Techniques & Tools for Relief Printmaking) by Michael Wise

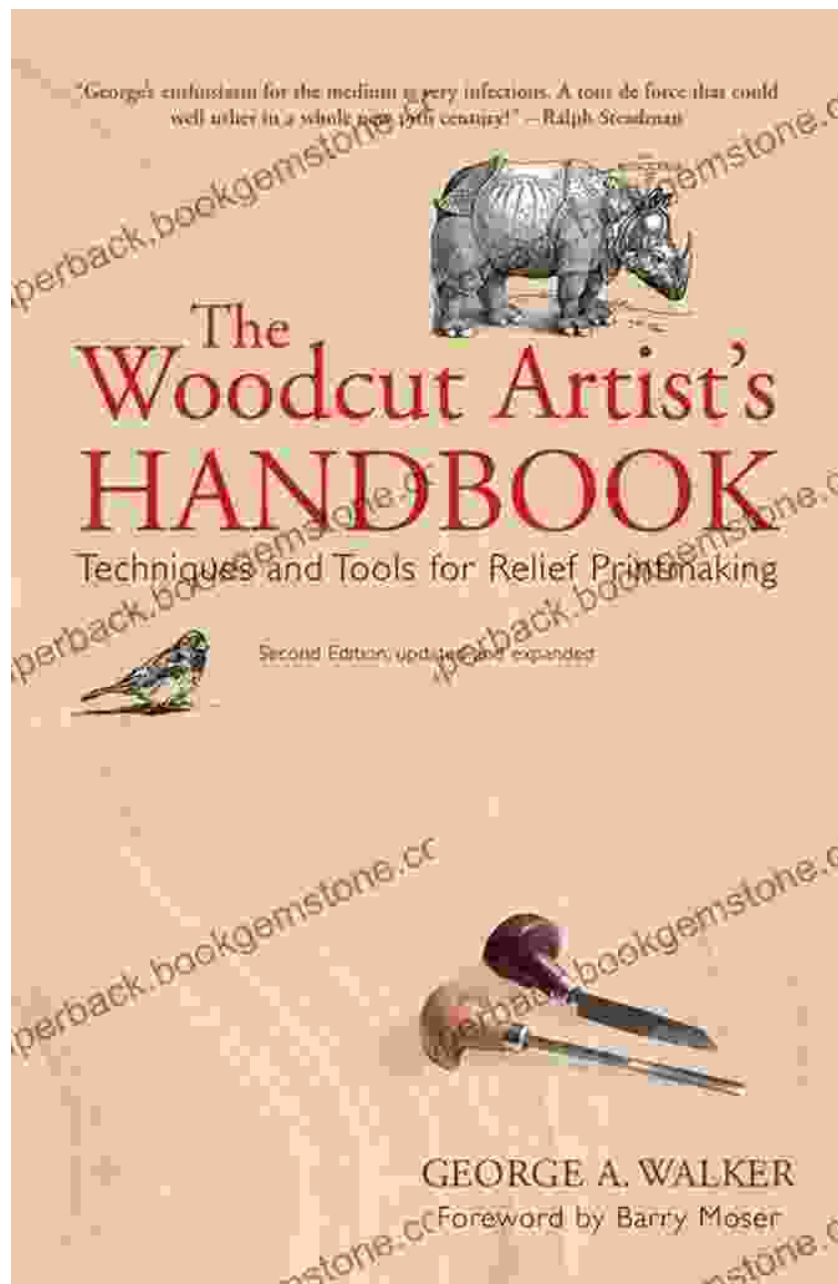
★★★★☆ 4.6 out of 5

Language : English  
File size : 32124 KB  
Text-to-Speech : Enabled  
Screen Reader : Supported  
Enhanced typesetting : Enabled  
Print length : 184 pages



- **Linocut:** Linocut is a relatively simple and accessible technique that uses a block of linoleum as the carving surface. Linoleum is a soft and

flexible material that is easy to carve, making it a good choice for beginners.



- **Woodcut:** Woodcut is a traditional technique that uses a block of wood as the carving surface. Wood is a more challenging material to

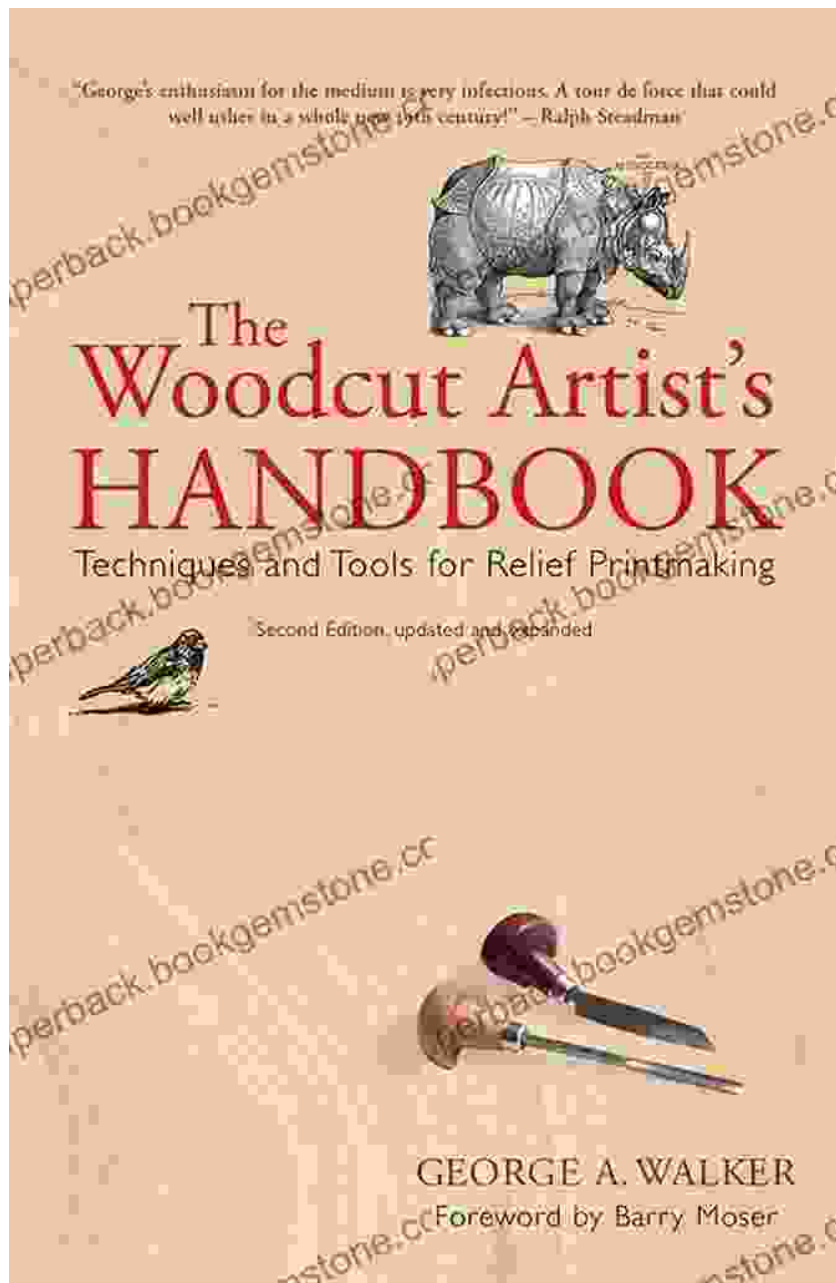


acid, which etches away the exposed metal.



- **Drypoint:** Drypoint is a variation of etching that uses a sharp needle to directly scratch into the metal plate. The resulting lines are more

delicate and expressive than those created by etching.



## Tools for Relief Printmaking

The tools used in relief printmaking vary depending on the technique being used. However, some of the most essential tools include:

- **Carving tools:** Carving tools are used to carve the image into the printing surface. There are many different types of carving tools

available, each with its own specific purpose. Some of the most common carving tools include gouges, knives, and burins.



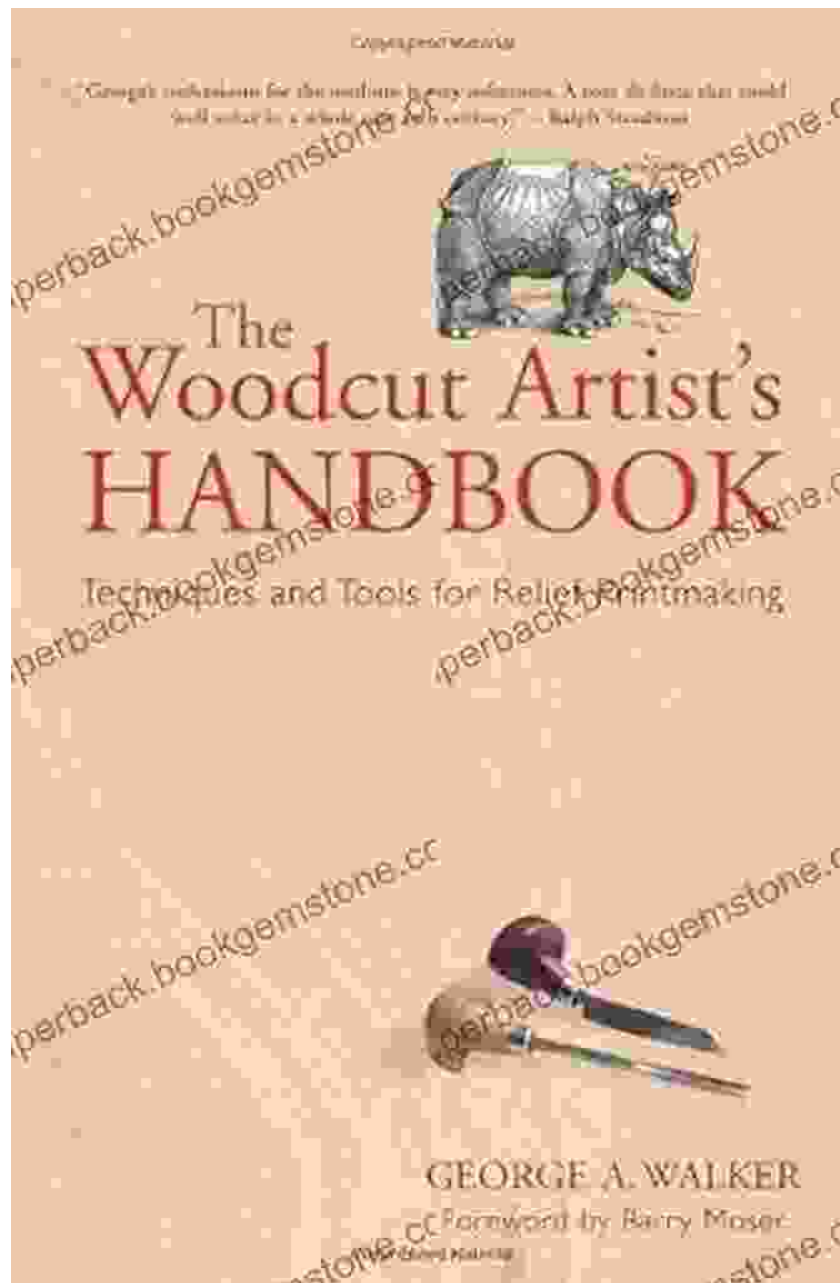
- **Printing press:** A printing press is used to transfer the carved image from the printing surface to paper or fabric. There are many different types of printing presses available, ranging from simple hand presses

to large motorized presses.



- **Ink:** Ink is applied to the printing surface before it is pressed onto paper or fabric. There are many different types of ink available, each with its own unique properties. Some of the most common types of ink used in relief printmaking include oil-based ink, water-based ink, and

acrylic ink.



- **Paper:** Paper is the material that the print is made on. There are many different types of paper available, each with its own unique texture and absorbency. Some of the most common types of paper used in relief printmaking include printmaking paper, drawing paper, and watercolor



paper.



## Safety Considerations

Relief printmaking can be a safe and enjoyable activity, but it is important to take some basic safety precautions. These precautions include:

- Always wear gloves when handling carving tools.

- Use a sharp blade and cut away from yourself.
- Be careful not to cut yourself on the metal plate when etching.
- Use a fume hood when working with acid.
- Dispose of chemicals properly.

Relief printmaking is a versatile and rewarding art form that can be enjoyed by people of all ages and skill levels. With the right techniques and tools, you can create beautiful and unique prints that will last a lifetime.




## **The Woodcut Artist's Handbook: Techniques and Tools for Relief Printmaking (Woodcut Artist's Handbook: Techniques & Tools for Relief Printmaking)** by Michael Wise

★★★★☆ 4.6 out of 5


Language : English  
File size : 32124 KB  
Text-to-Speech : Enabled  
Screen Reader : Supported  
Enhanced typesetting : Enabled  
Print length : 184 pages





## **The Second Generation: Voices of the Holocaust**

The Holocaust was one of the most horrific events in human history. Millions of people were killed, and countless others were left traumatized. The survivors of the Holocaust...



## **Walking the Fields of the Newfoundland Dead**

In the heart of the rolling countryside of northern France, where the Somme River meanders through fields once scarred by war, lies a poignant reminder of the sacrifices made...