


The Ultimate Guide to Alt Key Symbols: Unlock the Power of Your Keyboard

The Alt key, often overlooked and underutilized, is a true hidden gem on your keyboard. Combined with various other keys, it unlocks a treasure trove of special symbols and characters that can enhance your writing, communication, and coding endeavors. In this comprehensive guide, we will embark on a journey to uncover the secrets of the Alt key and master its vast array of symbols.



Tutorial Lady's Guide to Alt Key Symbols (Tutorial Lady Guides Book 1) by Barbara Casey

★★★★☆ 4.4 out of 5

Language : English
File size : 137 KB
Text-to-Speech : Enabled
Screen Reader : Supported
Enhanced typesetting : Enabled
Print length : 52 pages
Lending : Enabled



Understanding the Alt Key and Its Functions

The Alt key, short for "alternate," is typically located on both sides of the spacebar. Its primary function is to modify the behavior of other keys when pressed simultaneously. When held down in conjunction with a letter, number, or function key, the Alt key triggers a different character or action.

Additionally, the Alt key plays a crucial role in accessing special characters, symbols, and menus within specific programs and operating systems. By combining the Alt key with numeric codes or character sequences, you can insert a wide range of non-standard characters that may not be readily available on your keyboard.

Unveiling the Treasury of Alt Key Symbols

The world of Alt key symbols is vast and diverse. Each combination unlocks a unique character or function, ranging from mathematical symbols and currency signs to arrows, geometric shapes, and foreign language characters.

Mathematical Symbols

* Alt + 0176: Degree symbol (°) * Alt + 0177: Plus-minus sign (\pm) * Alt + 0178: Superscript two (²) * Alt + 0179: Superscript three (³) * Alt + 0215: Fraction one-fourth ($\frac{1}{4}$)

Currency Symbols

* Alt + 0163: Pound sterling (£) * Alt + 0164: Euro (€) * Alt + 0165: Yen (¥) *
Alt + 0166: Broken bar (!) * Alt + 0168: Section sign (§)

Arrows and Geometric Shapes

* Alt + 0250: Filled black square (▪) * Alt + 0251: Filled white square (◻) * Alt
+ 0252: Filled triangle (▲) * Alt + 0253: Filled circle (●) * Alt + 0254: Right
arrow (▶)

Foreign Language Characters

* Alt + 0225: Á (Spanish) * Alt + 0226: Â (French) * Alt + 0228: Ä (German)
* Alt + 0229: Å (Swedish) * Alt + 0230: Æ (Danish)

Accessing Alt Key Symbols in Different Operating Systems

The method for accessing Alt key symbols varies slightly depending on the operating system you are using.

Windows

In Windows, hold down the Alt key and type the corresponding numeric code on the numeric keypad. For example, to insert a degree symbol, hold Alt and type 0176.

macOS

On macOS, hold down the Option key instead of Alt. The numeric codes remain the same. Alternatively, you can use the Character Viewer app to select and insert symbols.

Linux

Most Linux distributions use the AltGr key (located to the right of the Ctrl key) to access Alt key symbols. Press AltGr and the corresponding key to insert the desired symbol.

Practical Applications of Alt Key Symbols

The realm of Alt key symbols extends far beyond mere aesthetics. These characters can serve a variety of practical purposes:

* **Technical Writing:** Inserting mathematical symbols, units of measurement, and special characters into technical documents. * **Coding:** Using non-standard symbols and characters to enhance code readability and functionality. * **Design:** Incorporating special symbols into graphic designs, logos, and website layouts. * **Foreign Language Communication:** Typing accented characters and symbols used in non-English languages. * **Data Entry:** Quickly inserting common symbols and characters into spreadsheets, databases, and other data-driven applications.


Unlocking the Power of Alt Key Symbols

Mastering the art of using Alt key symbols empowers you with a versatile tool that can elevate your communication, productivity, and creativity. Embrace the possibilities and explore the vast array of symbols at your fingertips.

* **Memorize Common Combinations:** Familiarize yourself with the most frequently used Alt key symbol combinations. * **Use Reference Tools:** Keep a cheat sheet or refer to online resources for comprehensive lists of symbols and their codes. * **Practice Regularly:** The best way to master Alt key symbols is through consistent practice. Make an effort to incorporate

them into your daily writing and coding tasks. * **Experiment with Different Symbols:** Don't limit yourself to the most common symbols. Experiment with different combinations to discover the full range of characters available.

The Alt key, once overlooked, now stands revealed as a treasure trove of special symbols and characters that can enhance your writing, coding, and everyday tasks. By understanding the principles behind the Alt key and its various combinations, you can unlock a whole new world of possibilities. Embrace the power of Alt key symbols and elevate your communication, productivity, and creative expression to new heights.



Tutorial Lady's Guide to Alt Key Symbols (Tutorial Lady Guides Book 1) by Barbara Casey


★★★★☆ 4.4 out of 5

Language : English
File size : 137 KB
Text-to-Speech : Enabled
Screen Reader : Supported
Enhanced typesetting : Enabled
Print length : 52 pages
Lending : Enabled

FREE


DOWNLOAD E-BOOK





The Second Generation: Voices of the Holocaust

The Holocaust was one of the most horrific events in human history. Millions of people were killed, and countless others were left traumatized. The survivors of the Holocaust...



Walking the Fields of the Newfoundland Dead

In the heart of the rolling countryside of northern France, where the Somme River meanders through fields once scarred by war, lies a poignant reminder of the sacrifices made...