

Your Complete Guide and Tutorial for Learning to Crochet



Crochet is a versatile and rewarding craft that can be used to create a wide variety of items, from clothing and accessories to home décor and toys. If you're new to crochet, don't worry! This comprehensive guide will teach you everything you need to know to get started, from the basics of holding the hook and yarn to more advanced techniques like shaping and finishing.

Crochet: How To Crochet: Your Complete Guide and Tutorial For Learning To Crochet (Crochet, Knitting,



Crochet for Beginners, Needlework) by Mary Peters

★★★★★ 5 out of 5

Language	: English
File size	: 2844 KB
Text-to-Speech	: Enabled
Screen Reader	: Supported
Enhanced typesetting	: Enabled
Print length	: 55 pages
Lending	: Enabled



Materials You'll Need

To get started with crochet, you'll need a few basic materials:

- **Crochet hook:** Crochet hooks come in a variety of sizes, so it's important to choose one that is appropriate for the yarn you're using. For beginners, a size H (5mm) hook is a good choice.
- **Yarn:** There are many different types of yarn available, so choose one that is suitable for the project you're making. For example, worsted weight yarn is a good choice for beginners because it's easy to work with and produces a durable fabric.
- **Scissors:** You'll need scissors to cut the yarn.
- **Measuring tape:** A measuring tape is helpful for measuring the length of your stitches and rows.
- **Stitch markers:** Stitch markers are used to mark the beginning and end of rows, and to keep track of increases and decreases.

Basic Crochet Stitches

Once you have your materials, you're ready to start learning the basic crochet stitches. The two most common stitches are the single crochet stitch and the double crochet stitch.

Single crochet stitch:

1. Insert the hook into the next stitch.
2. Yarn over the hook.
3. Pull the yarn through the stitch.
4. Yarn over the hook again.
5. Pull the yarn through the two loops on the hook.

Double crochet stitch:

1. Insert the hook into the next stitch.
2. Yarn over the hook.
3. Pull the yarn through the stitch.
4. Yarn over the hook again.
5. Pull the yarn through the first two loops on the hook.
6. Yarn over the hook again.
7. Pull the yarn through the remaining two loops on the hook.

Shaping and Finishing

Once you've mastered the basic stitches, you can start to learn how to shape and finish your crochet projects. Here are a few tips:

- **Increasing:** To increase the width of your piece, you can add extra stitches at the end of each row.
- **Decreasing:** To decrease the width of your piece, you can skip stitches at the end of each row.
- **Joining:** To join two pieces of crochet together, you can use a slip stitch or a seam.
- **Edging:** To finish the edges of your piece, you can add a border or a fringe.


Projects for Beginners

Now that you know the basics of crochet, you're ready to start working on some projects! Here are a few ideas for beginners:

- **Scarf:** A scarf is a great way to practice your basic stitches and create a useful item at the same time.
- **Hat:** A hat is a little more challenging than a scarf, but it's still a manageable project for beginners.
- **Blanket:** A blanket is a great project for practicing your shaping and finishing skills.
- **Amigurumi:** Amigurumi is the art of crocheting stuffed animals. It's a fun and rewarding way to use your crochet skills to create unique and cuddly creations.

Crochet is a versatile and rewarding craft that can be used to create a wide variety of items. With a little practice, you can master the basic stitches and


start working on your own projects. So what are you waiting for? Get started today and see what you can create!



Crochet: How To Crochet: Your Complete Guide and Tutorial For Learning To Crochet (Crochet, Knitting, Crochet for Beginners, Needlework) by Mary Peters


★★★★★ 5 out of 5

Language : English
File size : 2844 KB
Text-to-Speech : Enabled
Screen Reader : Supported
Enhanced typesetting : Enabled
Print length : 55 pages
Lending : Enabled



The Second Generation: Voices of the Holocaust

The Holocaust was one of the most horrific events in human history. Millions of people were killed, and countless others were left traumatized. The survivors of the Holocaust...



Walking the Fields of the Newfoundland Dead

In the heart of the rolling countryside of northern France, where the Somme River meanders through fields once scarred by war, lies a poignant reminder of the sacrifices made...